


开箱/Unpacking

- 1.保护罩
- 2.剃刀开关
- 3.开关
- 4.指示灯
- 5.剃刀
- 6.网罩
- 7.圆刀
- 8.充电插头
- 9.小毛刷
- 10.说明书
- 11.保修卡

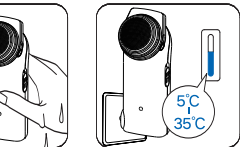
使用产品前，请仔细阅读产品说明书，同时请妥善保管。
Read the user manual before using, and safekeep it properly.

注意事项/Precautions



- 网罩构造极薄，并经精密加工，请勿用尖锐物体碰撞，否则会损伤网罩以致刮伤皮肤。
- 请勿用水清洗剃须刀。
- 本产品的使用电压为220V~，为不影响产品的使用寿命，请在电池充满电后从插座上取下，不要让剃须刀连续接通着电源。
- 避免摔落本产品或让本产品受到强烈的撞击。
- 不要使用盐水、稀释剂、汽油、酒精或其他化学物品来清洗剃须刀。
- 必须在5℃至35℃之间的温度下充电、使用和存放剃须刀。
- 旅游携带时，应确保保护罩盖上，以保护剃须刀头。
- 肢体不健全、精神有障碍及缺乏相关经验和知识的人（包括儿童）必须在监护人的监督及指导下使用。
- 如果剃须刀已损坏，请勿再使用。请按故障种类进行处理，必要时交由本公司维修部门维修。

警告：确保剃须刀保持干燥



- 不要把非本公司提供的任何附件与本产品使用。
- 在使用与充电过程中，剃须刀会出现轻微发热，纯属正常现象，请放心使用。
- 产品充电时，请确保剃须刀处于关闭状态。
- 定期清洁剃须刀能保证最佳的剃须效果。
- 清洁剃须刀前，请关闭剃须刀。
- 为了保持最理想的剃须效果，建议每两年更换剃须刀头，并请使用本公司生产的正规配件。

- Please not touch the foil by hard & sharp object as its structure light-minded and precision machining, otherwise may cause the foil damage and scratch our skin.
- Please not clean the man shaver with water.
- This product's using voltage is 220V~, to make it have the longest lifetime, please don't not plug in the product continuously.
- Avoid fall off this product or receive intense bombardment.
- Please not clean the man shaver with the salt water, diluents, gasoline, alcohol or other chemicals.
- Please charge & using & store man shaver under from 5°C to 35°C.
- Please ensure the protection cap is covered when travel using so as to protect the shaver head.
- People whose body is not sound, or have mental disorders and lack of relevant experience and knowledge (including children) should use shaver under the supervision and guidance of the guardian.
- If the man shaver is damaged, please do not use again. Please handle as defective product, if necessary, sent it to maintenance department of the company for maintenance.
- Don't use non original parts.
- Please use trustingly as it is normal phenomenon that man shaver may have a slight fever in the process of using and charging.

- Please ensure man shaver is under close condition when charging.
- It can ensure the best shaving effect if cleaning the man shaver regularly.
- Please ensure the man shaver closed before cleaning.
- In order to keep best shaving effect, we suggest replace the shaver head every two years, and please use the Superman authentic accessories.

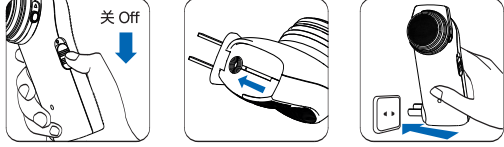
环保提示/Environmental tips

- 器具所装的电池可能含有对环境有害的物质；
- 在废弃器具前，必须将电池从器具中取出；
- 在取出电池前，器具必须要断电；
- 电池应安全地处置；
- 当丢弃使用寿命到期的产品时，请将电动机元件和其他金属部件放在金属回收箱中。

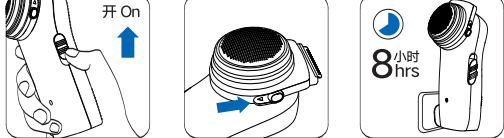
- 电池取出步骤：
切断电源，让产品运行直至电量耗尽。拧开所有螺丝，打开产品，然后取出电池。
- The batteries in the apparatus may contain harmful substances to the environment;
 - The battery must be removed from the appliance before the waste apparatus is removed;
 - Before the battery is removed, the appliance must be powered off;
 - Batteries should be disposed safely;
 - When discarding the expired product, please put the motor components and other metal parts in the metal recovery box.
- Battery take out step:
Cut off the power and let the product run until it runs out of power. Unscrew all the screws, open the product, and take out the battery.



开始使用/Start use 充电/Charging

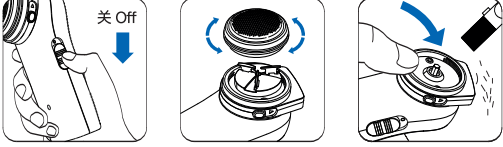


剃须/Shaving



- 当刀头有损坏时，请不要进行剃须，以免损伤您的皮肤。
Please not shave when shaver head has damage avoid hurting your skin.

清洁与维护/Cleaning And Maintenance



- 本机为不防水机型，请勿用水冲洗剃须刀。
Please not clean the shaver with water as this unit is not washable.

产品中有害物质的名称及含量 / Hazardous substance name and content in product						
部件名称 Component name	有害物质 / Hazardous substance					
	铅 (Pb)	汞 (Hg)	镉 (Cd)	六价铬 (Cr(VI))	多溴联苯 (PBB)	多溴二苯醚 (PBDE)
塑料部件 Plastic component	○	○	○	○	○	○
五金部件 Metal component	×	○	○	×	○	○
电源线 Power cord	×	○	○	○	○	○
适配器 Adaptor	×	○	○	○	○	○
电池组件 Battery component	×	○	×	○	○	○
线路板组件 Circuit board component	×	○	○	○	○	×
电机组件 Motor component	○	○	○	○	○	○
附件 Accessories	○	○	○	○	○	○

本表格依据SJ/T 11364的规定编制
○：表示该有害物质在该部件所有均质材料中的含量均在GB/T 26572规定的限量要求以下。
×：表示该有害物质至少在该部件的某一均质材料中的含量超出GB/T 26572规定的限量要求。

This chart is made according to the SJ/T 11364 regulation Means this hazardous substance content in the all of homogeneous material is below the limit requirement of the GB26572 regulation. Means this hazardous substance content in one of the homogeneous material at least is beyond the limit requirement of the GB26572 regulation.	
10	本标识内数字表示产品在正常使用状态下的环保使用期限为10年。某些部件也可能有环保使用期限标识，其环保使用年限以标识内的数字为准。因型号不同，产品可能不包括除主机外的以上所有部件，请以产品实际销售配置为准。
The number in this mark means this product's environmental protection period is 10 years under normal usage, some components may also have environmental protection period mark, whose specified environmental protection period subjects to the number in the mark. All components except for the main unit may not be included due to model difference, please subject to the actual sales configuration.	
SID超人	
产 品 Product	电动剃须刀 / electric shaver
型 号 Model	RS 113
额定电压 Rated voltage	220V~
额定功率 Rated power	2W
额定频率 Rated frequency	50Hz
生产日期 Manufacture date	请见产品本体 / Please see the product main unit
执行标准 Executive standard	GB4706.9

常见问题	原因	解决办法
剃须效果不佳	刀头已损坏 刀头变脏 电池电量不足	更换本公司正规刀头 彻底清洁刀头 接通电源充电
开机不工作	电池电量已耗尽 开关失效	接通电源充电 返回售后维修
显示灯不亮	显示灯/电路故障	返回售后维修
剃须后出现皮肤过敏	您的皮肤需要一定时间 来适应剃须刀	2-3周适应期后，症状消失
无法充电	剃须刀损坏 充电环境温度过低或过高	返回售后维修 在5℃至35℃温度下充电
完全充电后， 剃须时间不足30分钟	剃须时间因您的剃须方式 清洁习惯和胡须密度有关	及时清洁，刀头加少量缝纫机油

Issue	Reason	Solution
Shaving performance	Shaver head is damaged Shaver is too dirty Low battery	Replace with original produced shaver head Clean the shaver head thoroughly Connect with the power for charging
Not work when opening	Battery has run out Switch lose efficacy	Connect with the power for charging Return to the after-sales repairing
Indicators light does not work	Indicators light or circuit board breakdown	Return to after-sales repairing
Skin allergy after shaving	Your skin need some to accommodate the shaver	Symptom shall fade away after accommodating 2-3 weeks
Unable to charge	Shaver is out of work The environment temperature for charging is too low or too high	Return to the after-sales repairing Charge under 5°C to 35°C
After full charging, shaver's working time is less than 30 minutes	your way of shaving, cleaning custom and beard density will lead to different shaver's working time	Clean in time, add a little oil to the cutting head

全国售后服务热线
The after-sales service hotline

手机用户请拨打
400-887-2568

固定电话请拨打
800-857-9568

超人官网
Superhuman website

www.supman.com

浙江超人科技股份有限公司
Zhejiang Superhuman Technology Co., Ltd.

地址：浙江省永康市经济开发区北湖路116号
Address: No.116 Beihu Road, Economic Development Area, Yongkang, Zhejiang, China

电话 Tel: 0579-87232488 传真 Fax: 0579-87235076 邮编号码 Post code: 321300

SID超人



单头剃须刀
Single head shaver series

使用说明书
Operating manual

